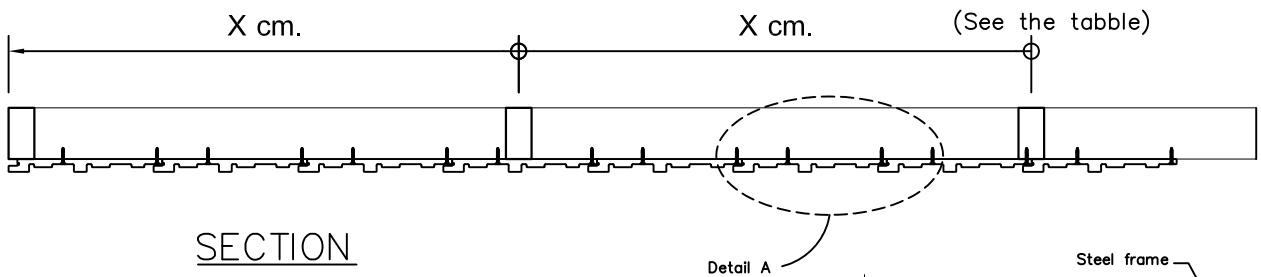


PLAN



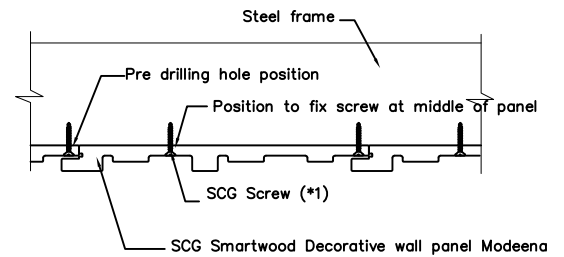
SECTION

Spacing of vertical frame (center-center) for each type of frame

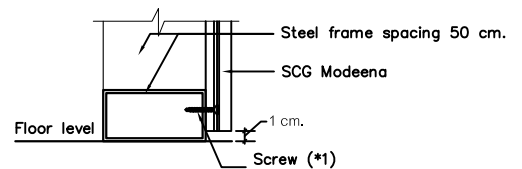
Frame Type	Horizontal frame (cm.)	Vertical frame (cm.)
SCG Galvanized frame C74 U76	50	100
Steel square tube 50x50x2.3 mm.		100 - 150
Steel rectangular 100x50x2.3 mm.		100 - 200
C Channel steel 100x50x20x2.3 mm.		100 - 250
C Channel steel 125x50x20x3.2 mm.		100 - 300

Note

- For the first horizontal spacing is 51 cm. that prevent the floor not flat level.
- Frame type should design by structural Engineer
- *1 SCG Needle point screw 23mm. to fix with steel frame 0.55-0.8mm. thick,
- SCG self drillind wing screw 32mm. to fix with steel frame 1.2-3.2mm.



Detail A



Detail B

DIMENSIONS...MM.	NAME	DATE	SCALE : NOT TO SCALE	PAGE : 2/4
DRAWN : .RATHACHART Y.		23/04/2557		
DESIGNED : .			Installation of SCG Smartwood Decorative wall panel,Modeena (Vertical installation on stud)	
CHECKED : .ATCHARA V.				
APPROVED : .WIPANU I.				
CANCEL DWG.NO. : .				
REFER DWG.NO. : .				
CEMENT-BUILDING MATERIALS CO.,LTD.			SCG Smartwood	
			F:\00Systemoo\SFCC.Detail En\English\SCG-02.png	