



**ZMARTBUILD** >  
BUILDING SOLUTION EXPERT

# OUR PRODUCT

Decor Flooring Solution

ZMARTBUILD provides various decorative floor pattern suitable for different kind of usage.



## SPC CLICK LOCK VINYL



## PRODUCT SPECIFICATIONS

Standard Sizes

### SPC CLICK VINYL

Length	: 910 / 1220 mm
Width	: 150 / 180 / 184 / 228 mm
Thickness	: 4.0 / 5.0 mm
Wear Layer	: 0.3 / 0.5 / 0.7 mm



## ADVANTAGES OF SPC CLICK LOCK

### GLUE-FREE INSTALLATION

Zmartbuild SPC click lock system making installation easy and faster. You need just a few equipments and installation is glue-free.

### WATER-RESISTANT

Material protected from water, termite and insect. These floors that can stand up to the ultimate challenge in a home and able to stand for wet and dirty shoes.

### EASY MAINTENANCE

These floors requires very little maintenace. All you need is a wet mop. Also these floors has a protective UV coating, makes the floors easy to clean and protects it against daily usage.

### NATURAL LOOKS AND FEEL

SPC click lock have varieties of color and pattern and gives a sound when you walk on it likes real wood.

### ENVIRONMENTALLY FRIENDLY

SPC click lock are 100% recyclable.

## PRODUCT FEATURES



SCATCH  
RESISTANCE



WATER  
RESISTANCE



PROVIDE  
COMFORTABLE FEELING



ANTI-TERMITE



100%  
RECYCLABLE




ANTI-BACTERIA

There are many types of SPC Click Lock product specification to serve in different area of usage. With different type of usage need and scatch resistance prefer. Our SPC Click Lock can be the floor for both residential (Wear Layer 0.3mm) and commercial (Wear Layer at least 0.5mm). Please check our guideline of product specification to match area of usage for the best selection floor.



All natural visual

Product design reflects the true variance and random character of the actual materials. Rather than looking uniform and appearin "plastic" like, each piece has its own unique individual grain and apparence.








## WOODEN FLOOR INSPIRED

Inspired by nature and specially designed for home living and commercial applications, you will find out floors beautifully realistic and also highly practical.

By offering a wide and impressive range of designs, finishes and install formats, you can create a floor that is unique to your home and guaranteed to leave a lasting impression for years to come.

# LOOKS & TOUCH

A FLOOR THAT LOOKS AND FEELS LIKE NATURAL MATERIAL



# EASILY INSTALL

Install with click lock systems  
**GLUE FREE INSTALLATION**



# PERFECT FOR HOME

SPC CLICK IS A PERFECT FLOOR TO CHOOSE FOR YOUR HOME. HOWEVER BECAUSE OF THE UV COATING AND TRANSPARENT WEAR LAYER, OUR PRODUCT CAN BE USE FOR BOTH RESIDENTIAL AND COMMERCIAL USAGE.








# VARIETY WITH QUALITY

## SPC CLICK VINYL



### LAYER:


UV coating / Wear  
Layer / Decorative  
Layer / Rigid Core

### Size:

180x1220 mm

### Color:

Wood





Colors  
of SPC Flooring  
WOOD

\*Other decorative film colors are available as custom orderst



# Technical Data Sheet

	Standard	Detection Result
Wear Layer Thickness	ASTM F410	20 mil ( 0.5 mm)
Static Load	ASTM F970-17	Pass 720 psi at 0.007"
Slip Resistance	ASTM D2047-17	Dry condition : 0.42 Wet condition: 0.61
Staining Resistance	ASTM F925-13	Pass
Smoke Density	ASTM E662-2018	Pass ( < 450 )
Resistance to Light	ASTM F1700-18a Section 6.10 & ASTM F1515-03 ( 2008 )	Pass ( < 8.0 Delta E Requirement )
Impact Resistance	ASTM F1265-03a	Pass
Heat Stability	ASTM F1514-03	Pass
Reaction to Fire	ASTM E 648 -2017a	Class 2
Impact Sound Conduction	ASTM E492-09	IIC= 55 dB – with ceiling/ 65dB
Airborn Sound Conduction	ASTM E90-09	STC = 52 dB – with ceiling/ 62dB
Residual Indentation	ASTM F1914	Pass
Castor Chair Resistance	ASTM D6962	< 10000 cycles
Abrasion Resistance	ASTM 4060	Pass ≥ 6000 cycles
Locking System		UNICLIC
Adhesive		Not required, please install according to the instruction





SCG Internation Corporation Co., Ltd.  
1 Siam Cement Road, Bangsue,  
Bangkok, 10800, Thailand

[www.zmartbuild.com](http://www.zmartbuild.com)  
Call/Whatsapp +6681-848-0870  
[info@zmartbuild.com](mailto:info@zmartbuild.com)





Warranties as defined below ensure that your LVT, SPC product will perform properly for the stated warranty period when installed in accordance with our Residential LVT Click, SPC or Installation Guide over approved substrates and underlayment and using the recommended adhesives (if applicable) with proper care and maintenance under normal household use\*\*.

**Manufacturing Defects Warranty** ensures that your floor will be free of manufacturing defects.

**Waterproof Warranty** ensures that your floor will not permanently discolor from topical water or moisture\*\*\*.

**Household Stain Resistant Warranty** ensures that your floor will not permanently stain from common household products, excluding permanent marker, permanent dyes & finishing stains.

**Wear Resistance Warranty** ensures your floor will not wear through the wear layer under normal household conditions and proper maintenance\*\*\*\*.

\*Residential use is defined as: use in living space environments (which do not have light or heavy commercial traffic) including all areas of owner-occupied residence. If there is a question as to the type of use that is considered “residential,” please contact our representative prior to purchase and installation. PLEASE NOTE Residential warranty exclusions with respect to caster and rolling loads due to the unusual characteristics of this type of wheel traffic

\*\*Normal household use is defined as common daily activities in the home, excluding pet damage such as chewing, digging, clawing, etc.

\*\*\*Waterproof warranty applies to the LVT or SPC product itself and does not extend to damage of the subfloor or adhesives; and refers to topical moisture or topical water exposure. It does not cover moisture or water coming from below/underneath the product, and does not cover flooding or intentional damage or misuse.

\*\*\*\*Wear-through is defined as complete loss of the wear layer so that the printed pattern or design is altered. Gloss reduction is not considered wear and is not covered by this warranty

## Important Notes:

1. Ensure LVT or SPC flooring is installed in an environment that maintains a temperature range of 65° to 85° Fahrenheit (18° and 29°C) 24 hours for Click product and 48 hours for Glue Down product before, during and after installation.
2. Inspect flooring material prior to installation for any imperfections or manufacturing related defects. We receive extensive testing and visual examination in an attempt to assure your shipped floor is always first quality. It is the responsibility of the installer/end user to confirm the received material is free of any obvious visible conditions that may be detrimental to the appearance and/or performance of the product.
  - Minor color, shade and/or texture variations are normal. Any variances between actual material, product samples and/or brochures should be addressed with your retailer prior to installation. If the retailer determines the condition “unacceptable,” the manufacturer should be informed immediately.
3. Support furniture with wide, weight-bearing, smooth non-staining floor protectors or non-staining felt pads. The protectors/pads should be at least one inch in diameter, and rest flat on the floor. The heavier the item, the wider the floor protector should be. Non-staining felt pads should be inspected periodically and maintained with respect to the amount of foot traffic to remove imbedded material to avoid abrasion. Make sure any metal protectors are rust-proof. Replace narrow dome furniture rests with the appropriate width, weight-bearing flooring protectors.
  - Chair mats designed for hard surface floors are required under all chairs and stools with casters.
4. Perform proper cleaning and maintenance regularly and as needed.
5. After installation, make sure to keep the room within a temperature range of 65° to 85° Fahrenheit (18° and 29°C). Excessively high or low temperatures may cause this product to expand or contract and lead to visual defects of the floor that will not be warranted.
6. Installation in areas with sustained direct sunlight:  
In case where the flooring is in direct sunlight for much of the day (sunrooms, etc.,) it is recommended that the planks be glued down in those spots/areas. The planks are still clicked together as per the floating installation instructions, but an approved premium Luxury Vinyl flooring adhesive should be used in areas as needed. Be sure to follow the adhesive manufacturer’s instructions, including correct trowel size.

## What is NOT Covered by this Warranty

1. Product sold by the manufacturer as other than “first quality.”
2. Improper Installation: Material installed not in accordance with our Installation, including any and all problems caused by the use of non-recommended adhesive, underlayment and/or preparation of the substrate are not warranted. Installing four tile/plank corners together is not recommended for click products and therefore will not be warranted. Installation errors are not manufacturing related conditions. We do not warrant installer workmanship.
3. Improper maintenance, which results in loss of gloss or buildup of a dulling film.
4. Damage resulting from neglect or misuse of strong detergents, chemicals, corrosives; including but not limited to stains from paints, dyes, mats, fertilizers or other similar materials.
5. Damage caused by moving appliances or heavy furniture without protecting the floor.  
(Always protect floor by using plywood or hard board runways when moving heavy objects and also when using an appliance dolly, heavy objects equipped with wheels or rollers, including two and four wheel carts etc.)
6. Damage resulting from accidents, casualty events, abuse or improper usage (including pet related damage, such as chewing, digging, clawing, etc.). Accidents, abuse and improper usage are defined as, but are not limited to damage caused by: casters\*\* on furniture, rotating beater bars on vacuum cleaners, burns, cuts, impact from heavy and sharp objects, narrow or spike heels, cleats, etc., as well as, damage resulting from unprotected furniture legs.
7. Damage caused by rolling loads or wheel chairs (motorized and non-motorized).
8. Damage caused by appliances or plumbing leaks.
9. Fading, discoloration, or other damage due to excessive temperatures or sunlight. Radiant heat must not exceed 85 ° F (29°C) and be approved by the manufacturer for the use of their product with resilient vinyl flooring applications.
10. Problems or damage due to excessive moisture or hydrostatic pressure from the sub-floor including pH levels outside our Installation Guidelines.
11. Discoloration caused by use of latex or rubber-backed floor mats. Note that some synthetic backed carpets contain latex in the manufacturing process that may discolor your vinyl. Always use mats marked as “non-staining.”
12. Damage caused by remodel or construction related activities.
13. Flooring installed on stairs is excluded from warranty coverage.
14. Discoloration caused by rubber pads, rubber wheels, rubber tires, rubber rollers, automotive tires, etc.
15. Installation of residential product in a commercial environment. We recommend installation of commercially warranted product only in a commercial setting.

\* The installation manual is reviewed on a regular basis, and floors must be installed according to the recommendations that are current and available at the time of installation.

\*\* We do not recommend the use of casters on any flooring without appropriate chair pads.

WEAR LAYER	WARRANTY
21.7mil (0.55mm)	5 years for commercial / 20 years for light commercial / 25 years for residential
12mil (0.3mm)	5 years for light commercial / 15 years for residential
6mil (0.15mm)	7 years for residential / not recommend to use in commercial and light commercial